

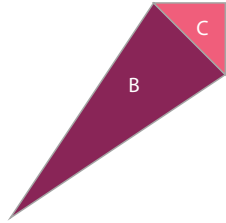


# GO!<sup>®</sup> Crossed Canoes-9" Finished

Item Number: 55181

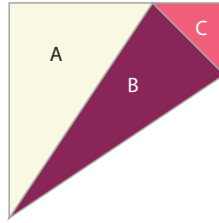
## How to Sew the Crossed Canoes Quilt Block:

### Step 1



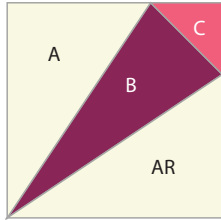
Sew piece B to piece C.  
Make 4.

### Step 2



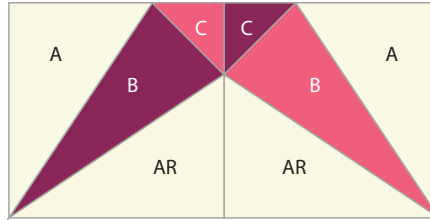
Sew piece A to piece B/C.  
Make 4.

### Step 3



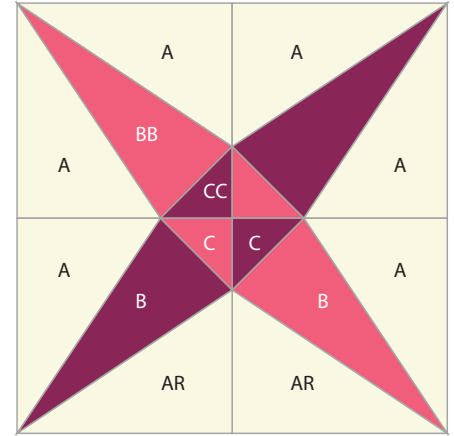
Sew piece AR to A/B/C.  
Make 4 quarter units.

### Step 4



Sew two units together to  
make two half blocks.

### Step 5



Sew two half blocks together to  
complete block.