

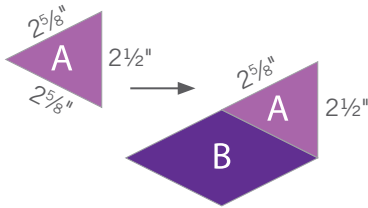


GO![®] Hattie's Choice-8" Finished

Item Number: 55220

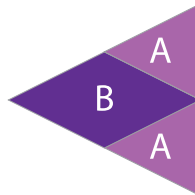
How to Sew the Hattie's Choice Quilt Block:

Step 1



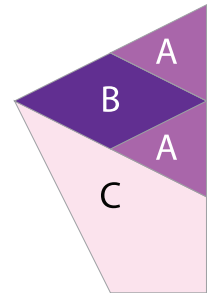
Sew the 2⁵/₈" side of piece A to piece B as shown. Make four A/B units.

Step 2



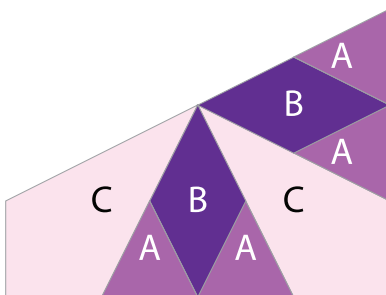
Sew another piece A to the A/B units as shown. Make four A/B/A units.

Step 3



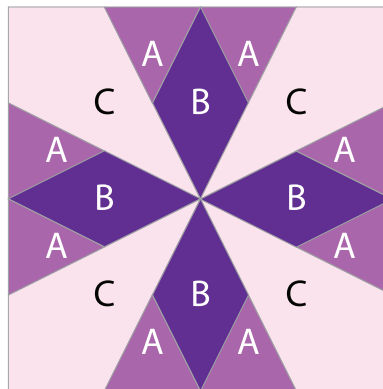
Sew piece C to the A/B/A unit as shown. Make four A/B/A/C units.

Step 4



Sew two A/B/A/C units as shown to make half blocks.

Step 5



Sew two half blocks together to complete block.