

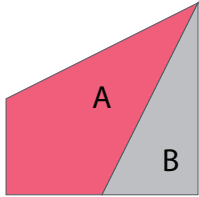


GO![®] Kite-4" Finished

Item Number: 55254

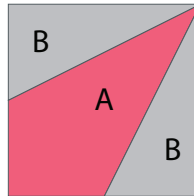
How to Sew the Kite Quilt Block:

Step 1



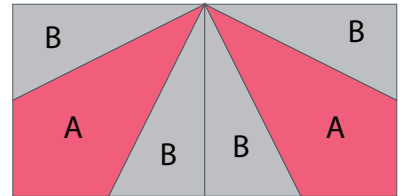
Sew piece B to piece A as shown. Make four.

Step 2



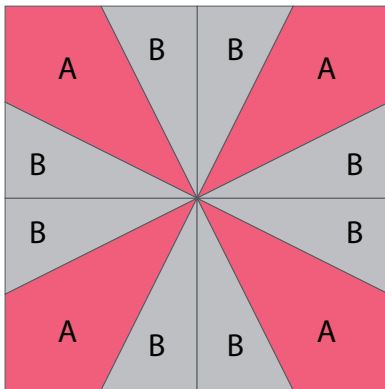
Sew a second piece B to the opposite side of the A/B units to make quarter blocks.

Step 3



Sew two quarter blocks together as shown to make a half block. Make two.

Step 4



Sew half blocks together to complete the block.