

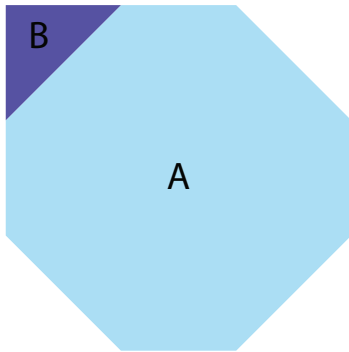


GO!® Snowball-6" Finished

Item Number: 55330

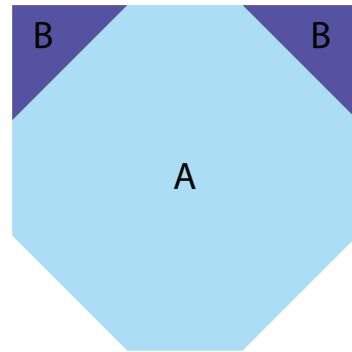
How to Sew the Snowball Quilt Block:

Step 1



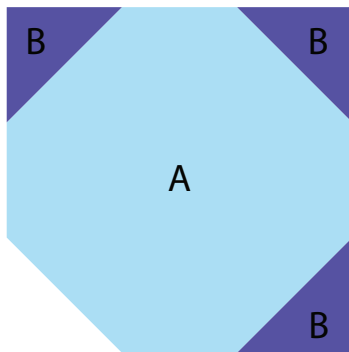
Sew piece B to top left corner of piece A.

Step 2



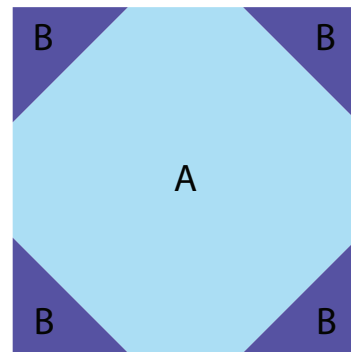
Sew another piece B to top right corner of piece A.

Step 3



Continue sewing piece B to each corner of piece A.

Step 4



Completed Snowball block.