

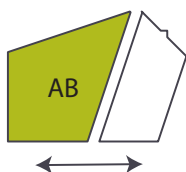


## GO!® Spider Web-6" Finished

Item Number: 55487

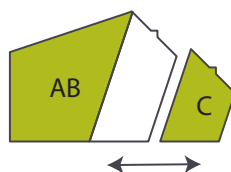
### How to Sew the Spider Web Quilt Block:

**Step 1**



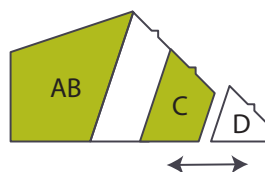
Sew piece A to piece B.

**Step 2**



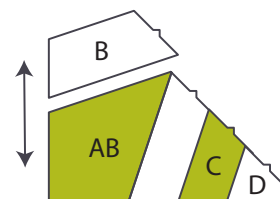
Sew piece C to piece A/B.

**Step 3**



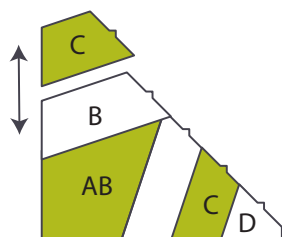
Sew piece D to piece A/B/C.

**Step 4**



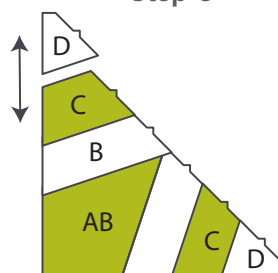
Sew piece B to piece A/B/C/D.

**Step 5**



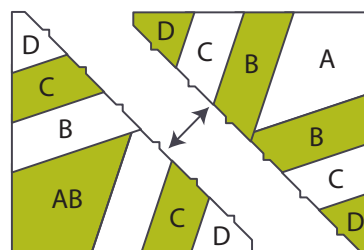
Sew piece C to B/A/B/C/D.

**Step 6**




Sew piece D to piece C/B/A/B/C/D.

**Step 7**



Sew two half blocks together to complete block.



Finished Spider Web quarter block shown.