






# Autumn/Winter Classes 2024

	<p><b>OPEN PATCHWORK CLASSES</b></p> <p>These sessions are open to all skill levels. Beginners are encouraged as well as anyone who already has patchwork skills who would like some dedicated tutored sewing time.</p>	<p><b>Dates:</b> Thursday Mornings 9:30-12:30 ~OR~ Wednesday Evenings: 5:45-8:00</p> <p>Cost: \$120 per 4-week block (Tools and Supplies extra)</p> <p><b>with Janice or Jo</b></p>
	<p><b>Boro &amp; Sashiko Runner</b></p> <p>Combine both Sashiko and Boro techniques in this simple and easy table runner. Use a variety of coloured fabrics for the Boro squares whilst stitching the simple pre-stencilled Sashiko patterns. Suitable for all skill levels. The perfect project for the winter evenings. Price include class fee and sashiko panel. Boro fabrics, thread etc extra. You will be contacted upon booking to discuss fabric choice options.</p>	<p><b>Date:</b> Friday 24<sup>th</sup> May, 2024</p> <p><b>Time:</b> 9:30am – 2:30pm</p> <p><b>Cost:</b> \$85 inc class &amp; kit</p> <p><b>With Janice</b></p>
	<p><b>Free Motion Quilting ~For Beginners~</b></p> <p>In this class become more confident at free motion quilting and learn how to move the fabric under your machine to create simple and easy quilting designs. You will be walked through Free Motion techniques, teaching you how to be in tune with your machine as you learn new quilting skills.</p>	<p><b>Date:</b> Saturday 1<sup>st</sup> June, 2024</p> <p><b>Time:</b> 9:30am – 2:30pm</p> <p><b>Cost:</b> \$65 inc kit</p> <p><b>With Julie</b></p>
	<p><b>9 JELLY ROLL BAG/RUG</b></p> <p>This is a fantastic class to learn how to use jelly rolls and strip wadding to make useful and interesting projects, plus we have a very nifty tool that make the job so much easier! These bags are so much fun to make that you won't be able to stop at one!</p>	<p><b>Date:</b> Friday 7<sup>th</sup> June, 2024</p> <p><b>Time:</b> 9:30am – 3:30pm</p> <p><b>Cost:</b> \$145 inc kit <i>Fee includes Sasher tool, Strip Wadding and pattern – fabric will be extra</i></p> <p><b>With Julie</b></p>
	<p><b>Free Motion Quilting Ruler Sampler</b></p> <p>Take your free-motion quilting skills to the next level with more advanced quilting techniques. This class is designed for the quilter who wants to progress their free-motion skills as well as learning ruler work skills, feathering techniques, intricate gridwork &amp; block division and much more! <b>This class is suited for confident beginners to intermediate quilters.</b></p>	<p><b>Date:</b> Saturday 8<sup>th</sup> June, 2024</p> <p><b>Time:</b> 9:00am – 3:30pm</p> <p><b>Cost:</b> \$100 includes kit</p> <p><b>With Greg</b></p>

	<p><b>One Block Wonder – Panel Quilt</b></p> <p>You will be left amazed at how your panels can give you so many gorgeous block variations that when put together create an amazing kaleidoscope of pattern, texture and colour. Jo will walk you through the process of auditioning your fabric to give you effective kaleidoscope effects as well as great tips and techniques on cutting, piecing and quilting your project.</p>	<p><b><u>Date:</u> 2 sessions</b></p> <p>Friday 21<sup>st</sup> June &amp; Friday 19<sup>th</sup> July, 2024</p> <p><b><u>Time:</u> 9:30am –3:30pm</b></p> <p><b><u>Cost:</u> \$90 + kit, book &amp; tool</b></p> <p><b>With Jo</b></p>
	<p><b>Handi Quilter Sampler Workshop</b></p> <p>The best way to learn and master feathering is to practice.....on paper! If you can draw it, you can quilt it!! This is a <i>seminar-style drawing class</i> you will learn many different feather styles as well as how to draw them forward, backward, upside down, in border corners, around corners, in shapes, around shapes and more!</p>	<p><b><u>Date:</u> Saturday 22<sup>nd</sup> June, 2024</b></p> <p><b><u>Time:</u> 9:00am – 3:00pm</b></p> <p><b><u>Cost:</u> \$65 includes booklet</b></p> <p><b>With Greg</b></p>
	<p><b>Ultimate Travel Bag 2.0</b></p> <p>Join Julie for this 2-day class she will help you put together this perfect functional, weekend travel bag! The bag includes a comfortable padded adjustable carry strap and quick-grab side handles, zippered and slip pockets to keep everything organised and close at hand. As well as an optional trolley sleeve on the back to secure the bag to rolling luggage.</p>	<p><b><u>Date:</u> 2 Sessions</b></p> <p>Saturday 29<sup>th</sup> June &amp; Saturday 6<sup>th</sup> July, 2024</p> <p><b><u>Time:</u> 9:30am – 3:30pm</b></p> <p><b><u>Cost:</u> \$90 + kit</b></p> <p><b>With Julie</b></p>
	<p><b>Mini Quick Curve Ruler</b></p> <p>Let Jo show you how to cut and sew EASY curves using the Mini Quick Curve Ruler whilst making a fun modern Christmas Tree Wall Hanging or a Breezy Day Wall Hanging. Learn all the skills using one ruler to create many projects!</p>	<p><b><u>Date:</u> Friday 5<sup>th</sup> July, 2024</b></p> <p><b><u>Time:</u> 9:30am – 4:00pm</b></p> <p><b><u>Cost:</u> From \$190 depending on project choice. Includes class, pattern, ruler &amp; fabric (excludes backing, wadding, binding)</b></p> <p><b>With Jo</b></p>
	<p><b>Bindings and Finishings</b></p> <p>In this class you are taught Binding, Bias Binding, tips and tricks on how to apply your binding, Binding Scalloped Edges, Binding Angled Edges, Faux Binding, Two Colour Binding, Prairie Points and a Faced Binding</p>	<p><b><u>Date:</u> Friday 16<sup>th</sup> August, 2024</b></p> <p><b><u>Time:</u> 9:30am –3:30pm</b></p> <p><b><u>Cost:</u> \$75 inc kit</b></p> <p><b>With Janice</b></p>
	<p><b>ORIGAMI BAG</b></p> <p>This class is always a huge hit. Such a great project; quick and easy as well as useful! We always hear of students making loads of extra bags after the class as gifts to give away to friends and family!</p>	<p><b><u>Date:</u> Friday 30<sup>th</sup> August, 2024</b></p> <p><b><u>Time:</u> 9:30am – 12:30pm</b></p> <p><b><u>Cost:</u> \$50 includes kit</b></p> <p><b>With Julie</b></p>