







Autumn/Winter Classes 2024

	<p>Bindings and Finishings</p> <p>In this class you are taught Binding, Bias Binding, tips and tricks on how to apply your binding, Binding Scalloped Edges, Binding Angled Edges, Faux Binding, Two Colour Binding, Prairie Points and a Faced Binding</p>	<p>Date: Friday 16th August, 2024</p> <p>Time: 9:30am –3:30pm</p> <p>Cost: \$75 inc kit</p> <p>With Janice</p>
	<p>ORIGAMI BAG</p> <p>This class is always a huge hit. Such a great project; quick and easy as well as useful! We always hear of students making loads of extra bags after the class as gifts to give away to friends and family!</p>	<p>Date: Friday 30th August, 2024</p> <p>Time: 9:30am – 12:30pm</p> <p>Cost: \$50 includes kit</p> <p>With Julie</p>
	<p>Free Motion Quilting <i>~For Beginners~</i></p> <p>In this class become more confident at free motion quilting and learn how to move the fabric under your machine to create simple and easy quilting designs. You will be walked through Free Motion techniques, teaching you how to be in tune with your machine as you learn new quilting skills.</p>	<p>Date: Saturday 31st August, 2024</p> <p>Time: 9:30am –2:30pm</p> <p>Cost: \$65 inc kit</p> <p>With Julie</p>
	<p>Overlocker Class – Woven Tablet Pouch</p> <p>If you own a tablet or large device then this is the project for you! Using rolled hem, heavy-weight thread and a fused weaving method this padded pouch finishes at 10 ½ x 11 ½". This project incorporates several techniques as well as inserting a zipper, all with your overlocker!</p>	<p>Date: Tuesday 10th September, '24</p> <p>Time: 9:30am –1:30pm</p> <p>Cost: \$95 includes class fee, kit & pattern. Students choose their own colourway</p> <p>With Michelle</p>
	<p>Boro & Sashiko Runner</p> <p>Combine both Sashiko and Boro techniques in this striking table runner. Use a variety of coloured fabrics for the Boro squares whilst stitching the simple pre-stencilled Sashiko patterns. Suitable for all skill levels. Price include class fee and sashiko panel. Boro fabrics, thread etc extra.</p>	<p>Date: Saturday 28th September, '24</p> <p>Time: 9:30am – 2:30pm</p> <p>Cost: \$85 inc class & basic kit</p> <p>With Janice</p>
	<p>One Block Wonder</p> <p>This technique always yields stunning results. You will be amazed at how your fabric can give you so variety. Jo will walk you through the processes of this technique helping you get the most effective kaleidoscope effects as well as great tips and techniques on cutting, piecing and quilting your project.</p>	<p>Dates: 2 sessions Friday 27th September & Friday 25th October, 2024</p> <p>Time: 9:30am –3:30pm</p> <p>Cost: \$90 + kit</p> <p>With Jo</p>

	<p>Stitch-n-Flip QAYG Runner</p> <p>A versatile runner that can be made for any occasion or season. Learn several quilt-as-you-go and stitch-n-flip techniques, including piping, in this class as Julie leads you through making this project. The project is Accuquilt friendly and there will be a cutter and dies for students to experiment with in class.</p>	<p>Date: <i>2 sessions</i> Saturday 5th & 12th October, 2024</p> <p>Time: 9:30am –3:00pm</p> <p>Cost: \$90 kit extra</p> <p>With Julie</p>
	<p>Boro Bag</p> <p>In this class you will be creating a small drawstring bag using authentic Boro stitching. A great project to master and Boro techniques. Fabrics and thread supplied in kit for extra fee.</p>	<p>Date: Friday 11th October</p> <p>Time: 9:30am –3:30pm</p> <p>Cost: \$45 + kit</p> <p>With Janice</p>
	<p>Handi Quilter Sampler Workshop</p> <p>This Longarm workshop will be held over 2 sessions and will focus on four different technique/styles of quilting with the use of a pre-printed panel. There are only 12 spaces available for this workshop; 6 spaces on stand-up machines and 2 spaces on stationary and 4 spaces for BYO Handi Quilter Sweet 16.</p>	<p>Date: <i>2 sessions</i> Saturday 2nd & 23rd November, 2024</p> <p>Time: 9:00am – 3:30pm</p> <p>Cost: \$265 includes kit</p> <p>With Greg</p>
	<p>CHRISTMAS TREE HANGING</p> <p>Learn to make this gorgeous little wall hanging with Janice, just in time for the festive season. Fun & easy to make using fabric folding methods. Great Christmas gift idea!</p>	<p>Date: Friday 8th November 2024</p> <p>Time: 9:30am – 2:30pm</p> <p>Cost: \$70 inc kit</p> <p>With Janice</p>
	<p>COURTSIDE BACK PACK</p> <p>This is a fantastic class to learn how to use jelly rolls and strip wadding to make useful and interesting projects, plus we have a very nifty tool that make the job so much easier! These bags are so much fun to make that you won't be able to stop at one!</p>	<p>Date: <i>2 sessions</i> Friday 22nd November & Friday 6th December, 2024</p> <p>Time: 9:30am – 3:30pm</p> <p>Cost: \$90 for both sessions <i>Basic kit available for extra fee. BYO fabrics or we can choose for you.</i></p> <p>With Julie</p>
	<p>Quilt- As-You-Go Tablewear</p> <p>Learn several quilt-as-you-go and stitch-n-flip techniques in this class as Janice leads you through making fun and decorative runner/placemats, just in time for the Festive Season. Choose your own fabric colours/themes. Written instructions included</p>	<p>Date: Saturday 7th December, 2024</p> <p>Time: 9:00am –3:30pm</p> <p>Cost: \$45 + kit extra</p> <p>With Janice</p>