

Winter Classes 2026

| | | |
|--|---|--|
|  | <p>Free Motion Quilting ~For Beginners~</p> <p>In this class become more confident at free motion quilting and learn how to move the fabric under your machine to create simple and easy quilting designs. You will be walked through Free Motion techniques, teaching you how to be in tune with your machine as you learn new quilting skills.</p> | <p>Date: Saturday 2nd May, 2026</p> <p>Time: 9:30am – 2:30pm</p> <p>Cost: \$70 inc kit</p> <p>With Julie</p> |
|  | <p>Get To Know Your Overlocker</p> <p>Join Terrill as she helps you confidently get to know and love your overlocker over this 4-part course. Discover how your machine operates to achieve varying techniques such as overlocking rolled hems gathering blind hem and more. the last session you will get to make a project utilising all the skill you have learned in the previous 3 weeks.</p> | <p>Tuesdays: 28th Apr, 5th & 12th May</p> <p>Time: 9:15am – 1:15pm p/session</p> <p>OR</p> <p>Saturdays: 4th & 11th July, 2026</p> <p>Time: 9:15am – 3:15pm p/session</p> <p>Cost: \$140 + small kit extra</p> <p>With Terrill</p> |
|  | <p>Dressmaking – Quilted Jacket</p> <p>Make a statement with this quilted jacket using scraps or your favourite fabric collection. This pattern also gives instructions to make from beautiful pre-made quilt. Terrill will help you customise your jacket for mid-season or winter warmth by choosing your preferred batting as well as confidently walk you through the construction of the jacket. Skill Level – Intermediate.</p> | <p>Date: 3 Sessions:</p> <p>Fridays: 8th, 15th & 22nd May, 2026</p> <p>Time: 9:30am – 12:30pm p/session</p> <p>Cost: \$140 includes pattern</p> <p>With Terrill</p> |
|  | <p>Overlocker Class - Flatlock Bag</p> <p>Learn how to get creative with your overlocker by making this Flatlock Bag with Terrill. Completely assembled using an overlocker, this bag uses different stitch techniques that will leave you feeling super clever and more confident with your overlocker.</p> | <p>Date: Tuesday 26th May</p> <p>Time: 9:30am – 12:30pm</p> <p>Cost: \$85 includes class fee & basic kit & pattern. Students choose their own colourway</p> <p>With Terrill</p> |
|  | <p>Got your Back - Backpack</p> <p>This perfectly practical and stylish mid-size backpack with enough room for a raincoat or a small laptop as well as essentials is excellent for everyday or overseas travel. This class will show you everything you need to get the bag completed including tips and tricks to getting the most out of your By Annie pattern. Some pre class homework required to make the most out of class time.</p> | <p>Date: Friday 29th May, 2026</p> <p>Time: 9:30am – 4:30pm</p> <p>Cost: \$50 + kit extra</p> <p>With Julie</p> |



Garment Club - with Terrill

This club is an **OPEN** class for you to learn or work on **any garment** or technique that you like. So, if you have a favourite pattern or fabric that you would like to make a start on creating an amazing garment, then you can now book into this new club and Terrill can help you through the process of making it.

Dates: 4 **Sessions**:- FRIDAYS 2026

May – June

29th May, 12th, 19th & 26th June

July – August

3rd & 10th July, 7th & 14th August

Times: 9:30am – 2:30pm

Cost: \$160 (\$40 per session)



Tools of the Trade Tote

Come along and join Jo for another fun bag class. This makes a great spacious tote to store and carry your tools, cutting mat & rulers and supplies for crafting in one bag. Your choice to make in two sizes. Medium: 14”(H) x 20”(W) x 3 1/4”(D) or Large: 21”(H) x 26 1/2”(W) x 5 1/2”(D). Basic Kit fee extra: From \$125 depending on size (kit does not include mesh, fabric & fold over elastic)

Dates: 2 **Sessions**

Fridays: 19th June & 3rd July

Time: 9:30am – 4:00pm

Cost: \$90 + kit

With Jo



Overlocker Class – Zipper Pouch

Want to have some fun with your overlocker? Terrill will show you how you can whip up a quick and easy box-style zipper pouch – all done on your overlocker... including inserting a zip and handles! A great class for all levels.

Date: Tuesday 23rd June, 2026

Time: 9:30am – 12:30pm

Cost: \$70 includes class fee, kit & pattern. Students choose their own colourway

With Terrill



Disappearing Variations

This is a new format class where the students make 4 blocks with dozens of possible quilt designs. The class will focus on four designs, however, notes will include many design options. Great for beginners or those wanting to increase their sewing skills & gather inspiration for quilt layouts/designs.

Date: Friday 10 July, 2026

Time: 9:30am – 3:30pm

Cost: \$90 includes kit

With Julie



Dressmaking – Bondi Top

Join Terrill in this 2-part course as she walks you through how to make the Bondi Top, from start to finish. You will learn how to trace the pattern, cut the fabric (learn about pattern matching), taking your own measurements and pattern fitting, fine tuning adjustments, course sewing the garment with a professional finish and more.

Date: 2 **Sessions:** Tuesdays

7th & 14th July, 2026

Time: 9:30am – 3:30pm per session

Cost: \$115.00 includes pattern (fabric for top is extra cost)

With Terrill



JELLY ROLL BAG/RUG





This is a fantastic class to learn how to use jelly rolls and strip wadding to make useful and interesting projects, plus we have a very nifty tool that make the job so much easier! These bags are so much fun to make that you won't be able to stop at one!

Date: Friday 17th July, 2026

Time: 9:15am – 3:15pm

Cost: \$165 inc kit
Fee includes Sasher tool, Strip Wadding and pattern – fabric will be extra

With Julie

| | | |
|--|---|---|
|  | <p>Tidy Tote</p> <p>Never forget a thing again! The ultimate tidy tote can be packed with all necessary items for classes and retreats. One place all the items. Simply unzip and set up your workspace. No need to ever unpack you sewing supplies again. Great for all hobbies.</p> <p>The tidy tote is available in two sizes:- Small Tidy Tote 10 1/2" x 14" x 13 1/2" Large Tidy Tote:- 10 1/2" x 14" x 17"</p> | <p>Date: Friday 17th July, 2026</p> <p>Time: 9:30am –4:30pm</p> <p>Cost: \$55, basic kit from \$130</p> <p>With Jo</p> |
|  | <p>Needle Felted Landscapes</p> <p>Enjoy learning the basics of painting with wool in this fabulously fun needle felting landscapes class for beginners. You will be shown the techniques used to create beautiful 2D art work using wool and specialty needles from a choice of 3 projects. By the end of the class, you will have completed at least one (more likely 2) of the needle felted hoop art projects. Find out how relaxing and fun needle felting can be!</p> | <p>Date: Saturday 15th August</p> <p>Time: 9:30am – 1.30pm</p> <p>Cost: Cost: \$135 - includes class fee, pack of 24 wool colours, hoop, pre-printed design and felting needles</p> <p>With Rebecca</p> |
|  | <p>Hats That Fit!</p> <p>Hat too big? Hat too small? Join Terrill as she shows you how to make a perfect custom fit bucket or brim hat that fits! It can easily be folded up and stored in your bag so you will have a hat on hand when you need it. Stand out this summer with your own fabulous fabric choices!</p> | <p>Date: Tuesday 25th August</p> <p>Time: 9:30am –1:30pm</p> <p>Cost: \$35 + kit (choose your own colourway)</p> <p>With Terrill</p> |
|  | <p>Quiltworx – Sea Holly</p> <p>Sea Holly is a foundation paper-piecing pattern designed by Judy and Brad Niemeyer, consisting of 5 sections. Students will be guided through the techniques used within each section over the 3 sessions to learn the skills to complete their own quilt using the Quiltworx methods. Through completing one section at a time, beginning with the centre group, students will become familiar with the basic techniques before undertaking the visually more complex sections. The basic construction technique used in each section, is a very structured repetitive process, producing stunning results when all sections are joined. Sea Holly contains adding a vein and curved piecing, all very achievable to the pattern design, detailed written and visual instructions and support from a Quiltworx Certified Instructor. 65" x 65" finished</p> | <p>Date: 3-sessions – Fridays 24th Jul, 28th Aug & 25th Sep</p> <p>Time: 9:30am –3:30pm</p> <p>Cost: \$235 + inc class fee & pattern pack – fabric extra</p> <p>With Penny Chapman</p> |